

GH - Curb to approximately 30 feet back






## Cort Landing Plat 1 &amp; 2

Lot	Address	Lot Price	Lot Sq. Ft.	Width	Length	Garage	Basement	Plan Name	Product
6	502 Pine Avenue	\$64,900.00	28,758	140.00	101.00	Left	DAYLIGHT	Finn	Benchmark
17	126 Courtland Court	\$64,900.00	10,483	54.00	130.00	Left	DAYLIGHT	Ivy II	Benchmark
22	651 Pine Avenue	\$69,900.00	8,248	53.00	136.00	Right	WALKOUT	Glynn II	Benchmark
23	657 Pine Avenue	\$74,900.00	29,434	53.00	263.00	Left	WALKOUT	Rio	Benchmark

\*Prices subject to change without notice

\*\* All lot sizes are approximate

	KDC & Benchmark Spec Homes
	Sold Lots/Homes
	Lot Hold

For more listing info on a Kimberley or Benchmark product, visit their respective website: [KimDev.com](http://KimDev.com) or [BenchmarkBuildersIowa.com](http://BenchmarkBuildersIowa.com)